

Illness Card Game

Preparation

Fold along the dotted lines and glue or laminate each card to make them double-sided.


Instructions

Spread the cards out picture side up. Begin by turning over the 'go' card and reading the word on the other side. Find the picture that matches your word and turn it over to read the word on the back of that one. Continue turning over the matching pictures until you find the 'End' sign. If you discover the 'End' sign before you have turned over all of the pictures, you must start again.



I have a
headache.

twinkl.com



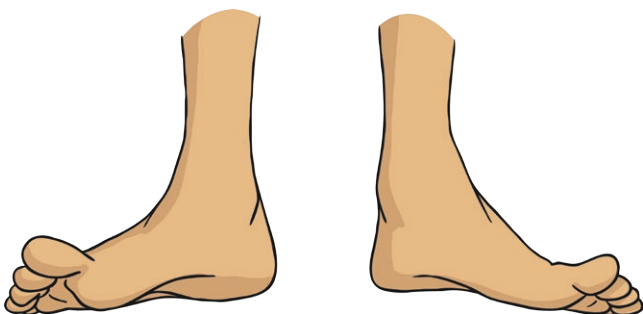
I have an
earache.

twinkl.com



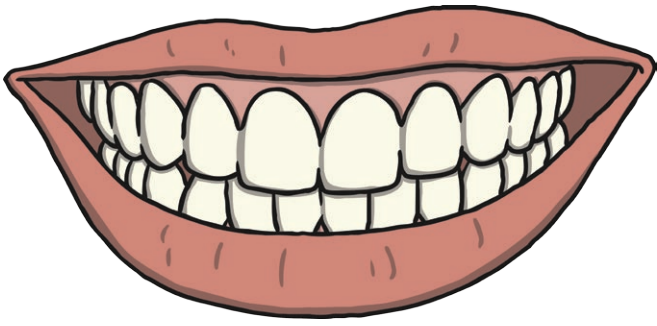
My feet hurt.

twinkl.com




I have a
toothache.

twinkl.com



My arm hurts.

twinkl.com



My knee hurts.

twinkl.com



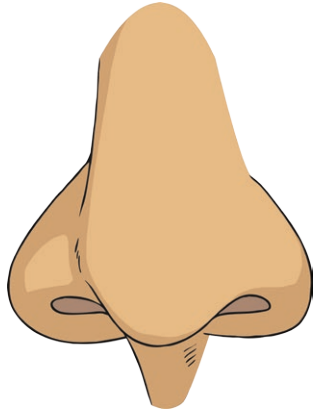
My eyes hurt.

twinkl.com



My nose hurts.

twinkl.com



I feel sick.

twinkl.com



twinkl.com