




## EYFS/KS1 Home Learning Project

### Week 2: Our Community Heroes

This week we will be completing activities around 'Our Community Heroes'. This could be police officers, firefighters, and road safety officers.

Activity 1	Activity 2
<p>Choose a community hero to draw. Can you label the equipment they need like a helmet, a hose, boots.</p> <p>Note to parents: This is an English based activity to develop letter formation and mark making.</p> 	<p>Community Hero loo roll craft</p> <p>Save the insides of your loo rolls to paint or draw your heroes on to.</p> <p>Note to parents: This is a great activity for the children to make their own decisions about their creative process and to develop independence in terms of what equipment they need. You can encourage this by asking them what they might need rather than gathering it for them.</p> 
Activity 3	Activity 4
<p>Use google earth to find your local police station and fire station. Can you ask questions to your grown ups to find out what happens at these places? Maybe you could take a 'screen shot' when you have found them and label them using the computer.</p> <p>Note to parents: this is a geography based activity where the pupils can find out about their local area and have access to aerial view maps.</p> 	<p>Role play different people who help us. Can you pretend to be a firefighter who needs to put out a fire, or a police officer who needs to help someone who is lost? Think what you might have to do or say and what equipment you might need to use.</p> <p>Extra Task</p> <p>Learn your address and practise what you would say if you were ever in an emergency and had to call 999.</p> 