




EYFS/KS1 Home Learning Project

Week 3: Our Medical Heroes

This week we will be completing activities around 'Our Medical Heroes'. This could be doctors, nurses, paramedics and pharmacists. These heroes are working so hard to make everyone feel better again.

<p style="text-align: center;">Activity 1</p> <p>Ask a grown up or sibling to draw around you lying on the floor. Can you label the parts of your body that a medical hero might help get better?</p> <p>Note to parents: You could do this activity in chalk in the garden or on an old roll of wallpaper, whatever you can find in your house! This is an English/Science based activity to practice letter formation/mark making. You could make it easier by asking for the first letter of the word or make it harder by trying to 'sound' out the words.</p> 	<p style="text-align: center;">Activity 2</p> <p>Decorate an Ambulance</p> <p>Draw and cut out the shape of an ambulance and use any craft supplies you have at home to decorate it.</p> <p>Note to parents: This is an arts and crafts based activity and you can use any items you have in your home to make it work!</p> 
<p style="text-align: center;">Activity 3</p> <p>Can you find out who Florence Nightingale was? Can you find a picture of her and find out why she was such an important person in our history?</p> <p>Note to parents: This is a history-based activity. You could use this video to find out about Florence Nightingale: https://www.youtube.com/watch?v=VpSW6avgbKA</p> 	<p style="text-align: center;">Activity 4</p> <p>Can you help the doctors by sorting all the equipment they need to make people feel better? Think how they might use the equipment and what for.</p> <p>Note to parents: Use the document Doctors Equipment Sorting Game</p> 