






EYFS/KS1 Home Learning Project

Week 2: Gardens

This week we will be completing activities around 'Our Gardens'. Enjoy spending time outside, exploring your garden and seeing what you can find.

Activity 1	Activity 2
<p>Fill a tray with soil and see what patterns and shapes you can make. Can you write your name? You can use sticks or paintbrushes to make your marks.</p> <p>Note to parents: This is an English based activity to develop letter formation and mark making.</p> 	<p>Using leaves found in your garden can you make a picture by painting the leaves and pressing them onto paper. Lift the leaves off to see what lovely patterns they make.</p> <p>Note to parents: This is an art activity designed to improve printing techniques.</p> 
Activity 3	Activity 4
<p>Go for walk and see what flowers you can spot. How do they look? What colours are they? Gently touch them to see how they feel. Smell them. Do you like how they smell?</p> <p>Note to parents: This activity is encourages the children to use their different senses and introduces them to different textures and smells.</p> 	<p>At this time of year there are lots of baby birds and fledglings around. Make a bird feeder to help look after all the birds that visit your garden.</p> <div style="display: flex; justify-content: space-around; align-items: center;"> <div style="text-align: center;">  <p>Bird-Feeder Instructions.pdf</p> </div> <div style="text-align: center;">  <p>cardboard-kitchen- roll-feeder-craft-inst</p> </div> </div> <p>Note to parents: This is an activity designed to encourage children to show care and concern for living things and the environment.</p> 