




EYFS/KS1 Home Learning Project

Week 3: Minibeasts

This week we will be completing activities around Minibeasts. Have fun outside investigating and finding out all you can about these tiny creatures.

Activity 1	Activity 2
<p>Make a caterpillar using bottle tops. Count how many bottle tops you used. Try making different length caterpillars.</p> <p>Note to parents: This is a maths based activity to reinforce counting skills and you can use any items you have in your home to make it work!</p> 	<p>Paint and decorate a beautiful butterfly made with your own hands and feet.</p> <p>Note to parents: This is an arts and crafts based activity and you can use any items you have in your home to make it work!</p> 
Activity 3	Activity 4
<p>Go out into your garden and see what Minibeasts you can find. Many bugs like to live in dark, damp spots so under logs and stones are a good place to start.</p> <p>Note to parents: This is an activity designed to encourage children to use their observation skills, and it gives them a chance to get hands-on with wildlife.</p> 	<p>Using chalk or tape, make a Spiders web on the floor. See if you can walk along the lines making it to the end being careful not to wake the Spider.</p> <p>Note to parents: This activity works on balance and problem solving. You can add in a start and finish line and block off certain routes by adding in 'spiders'.</p> 