





KS2 Home Learning Project

Week 3: Our Great Outdoors

This week we will be completing activities with the focus being on “mini-beasts.” Take the opportunity to go out into your garden and local parks or woodlands and find as many mini-beasts as you can! Remember, always be respectful when looking for wildlife and try not to disturb the mini-beasts habitats when hunting for them.

Activity 1	Activity 2
<p>Go on a mini-beast hunt! You can do this in your garden, local parks or in woodlands. Find and record as many mini-beasts as you can. Always remember to replace logs, twigs and leaves so not to disturb the mini-beasts habitats.</p>  <p>Note to parents: This is a science based activity. The aim is for the children to develop their understanding of mini-beasts and their habitats.</p>	<p>Design and create your own mini-beasts using paper plates and art materials.</p>  <p>Note to parents: This is an art based activity. The aim is for the children to be creative and to design and create their own mini-beasts. Please send any pictures to your child's class teacher so that they can be shared in the weekly newsletter.</p>
Activity 3	Activity 4
<p>Make your own “Colin the Caterpillar!” Take a chocolate log, melt chocolate and pour on top. Decorate with sweets and chocolate to make your mini-beast cake.</p>  <p>Note to parents: This is a food technology based activity. Please send any pictures to your child's class teacher so that they can be shared in the weekly newsletter.</p>	<p>Build your own “bug hotel” using materials from the garden.</p>  <p>Note to parents: This is a design technology based activity. Please send any pictures to your child's class teacher so that they can be shared in the weekly newsletter.</p>