














# Islam: Main Beliefs

<b>Aim:</b> I can explain the key beliefs held by Muslims.	<b>Success Criteria:</b> I can recall the six key beliefs held by Muslims.  I can create an artistic list of the key beliefs using calligraphy and know why this is used by Muslims.	<b>Resources:</b> <b>Lesson Pack</b>  Ink pens - 1 per child
	<b>Key/New Words:</b> Pillars of Islam, calligraphy, predestination, fast, prayer.	<b>Preparation:</b> <b>Calligraphy Alphabet Mat</b> - 1 per child <b>Five Pillars of Islam Cards</b> as required <b>Main Beliefs Activity Sheet</b> as required <b>Missing Words Activity Sheet</b> as required <b>Muslim Beliefs Activity Sheet</b> as required

**Prior Learning:** Children will have found out about the Muslim prophets in lesson 1.

## Learning Sequence

	<b>Key Beliefs:</b> Use the <b>Lesson Presentation</b> to explain the key beliefs in Islam. How many key beliefs do Muslims have?	
	<b>Pillars of Islam:</b> Explain that along with the key Muslim beliefs, Muslims are also expected to do certain things. These five things are called the Five Pillars of Islam.	
	<b>Acting Time:</b> Split the class into five groups. Give each group one of the <b>Five Pillars of Islam Cards</b> which states one of the Five Pillars of Islam. Each group has to take it in turns to act out their card and the rest of the class needs to guess which Pillar of Islam is on their card. Remind children that Muslims do not use representations of Allah or Muhammad.	
	<b>Calligraphy:</b> Explain to the class that they are going to write out the six key beliefs held by Muslims. They will write these out trying to use calligraphy writing or decorative writing. Explain that in Islam, Muslims do not use images to show Allah or important people, such as Muhammad, instead they use a lot of geometric patterns and calligraphy writing to decorate. Each child will need an ink pen and a <b>Calligraphy Alphabet Mat</b> . Why is calligraphy important in Islam?	
	 Children use the <b>Main Beliefs Activity Sheet</b> to support writing out the six key beliefs.  Use the <b>Missing Words Activity Sheet</b> to support writing out the six key beliefs.  Use the <b>Muslim Beliefs Activity Sheet</b> to write out the six key beliefs in Islam.	
	<b>Quiz Time:</b> Children will play true or false quiz based on beliefs in Islam. If Muhammad wasn't the first prophet, where did he come in the list of prophets?	

## Taskit

**Drawit:** Children create a pictorial representation of the six main beliefs in Islam.

**Writeit:** Children write a guide to explain the six main beliefs held by Muslims.