








## KS2 PE Home Learning


### Week 22.06.2020: Bees

This week we will be completing physical activities based on bees!

<b>Activity 1:</b>	<b>Activity 2:</b>
<p>Plant a flower. If you have a garden space, with help from an adult can you plant a flower for the bees?</p> <p>What might we need to plant our flower?</p>  <p>Rubber Gloves Spade Pot Flower Watering Can Compost</p> <p>Step 1: Put on your gloves</p>  <p>Rubber Gloves</p> <p>Step 2: Fill your pot up with compost</p>  <p>Compost Pot</p> <p>Step 3: Use your finger to dig small hole in the compost in your pot</p>  <p>finger hole compost pot</p> <p>Step 4: Put flower in the hole</p>	<p>Yoga. Can you watch the video and follow the instructions?</p> <p>Follow the link: <a href="https://www.youtube.com/watch?v=uyj5LooYWyg">https://www.youtube.com/watch?v=uyj5LooYWyg</a></p>  <p>Yoga</p> <p>Parents/ Guardians are encouraged to join in with children.</p>



Step 5: Cover the root of the flower with compost



Step 6: Pat down the compost



Step 7: Gently water your flower



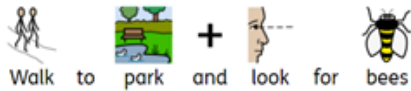
Now sit back and watch the bees collect pollen from our flowers.

Parents/ Guardians: Encourage children to be independent and follow the instructions.

### Activity 3:

Go for a walk.

Go to your local park for a walk and see how many bees you can find.

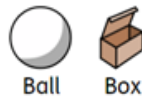


Must be with parents/ guardians at all times.

### Activity 4:

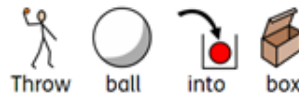
'Throw the bees in the hive'.

What do we need?



Can you throw the bees into the hive? The ball will be a bee and the box will be the hive.

See how many times you can throw the ball into the box.



Practice throwing with one hand and two hands



	<p>Parents/ Guardians: Encourage children to think of different ways they could throw the ball into the box. The idea of the game is for the ball to be a bee and for the children to throw the ball into the box which is acting like a bee hive.</p>
--	--