

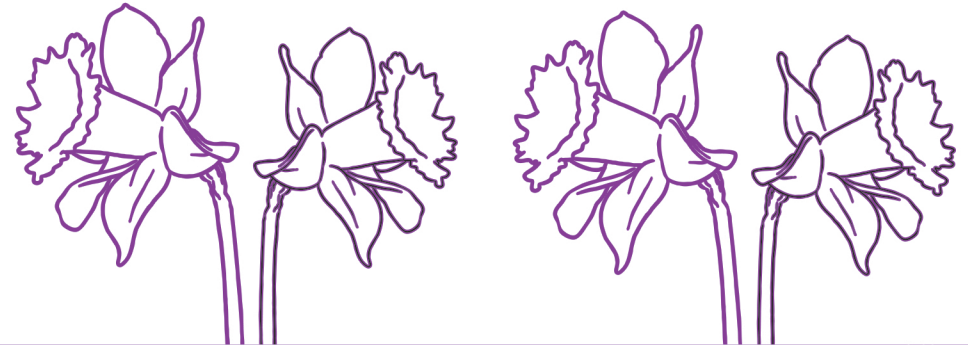
Information Technology Challenge Cards



twinkl

Information Technology Challenge Cards

1. Find a picture of a daffodil and name it 'Flower'.
Make a new folder in your C: drive called 'My Photos' and then save your image into it.



twinkl.co.uk

Information Technology Challenge Cards

2. Conduct a survey of your choice in your class e.g. birthdays, favourite food etc.
Then enter the results into an Excel spreadsheet table.



twinkl.co.uk


Information Technology Challenge Cards

3. Go to the following link:
<http://www.twinkl.co.uk/avatar>
and make yourself an avatar. Why not make one for your friends as well.



twinkl.co.uk

4. Make a Word document for your favourite/ chosen story. Use colourful text and images in your design.



5. Type and correct the piece of writing in the Word document you have been given.

Use punctuation and capital letters.



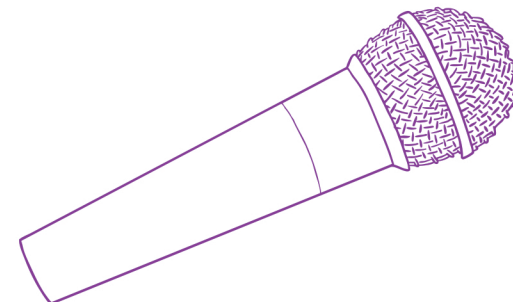
6. Research how children should stay safe online.

Then make your own leaflet on Word with advice and pictures.



7. Write and record a podcast on something you are interested in.

Have your friends as guests to interview.



8. Make a PowerPoint slideshow of your favourite/ chosen story.

Use Colourful text and images, and animate if you can.

