



twinkl.co.uk

# Thanks for not printing this page!

Simply print from page 2 in your printing options to avoid wasted paper & ink!



...your first choice for easy to use, trusted and high quality teaching materials for educators and parents worldwide - professionally crafted materials with a personal touch.

## A brief word about copyright...

By downloading this resource, you agree to the following:



You may use this resource for personal and/or classroom use only.

In order to support us, we ask that you always acknowledge [www.twinkl.co.uk](http://www.twinkl.co.uk) as the source of the resource. **If you love these resources, why not let others know about Twinkl?**



You must not reproduce or share this resource with others in any form. They are more than welcome to download the resource directly from us.

You must not host or in any other way share our resources directly with others, without our prior written permission.

We also ask that this product is not used for commercial purposes and also that you do not alter the digital versions of our products in any way.

## Thank you for downloading!







We hope you enjoy the resource and we'll see you very soon!



**Did you know we also have twinkl Premium for schools?**

Email [sales@twinkl.co.uk](mailto:sales@twinkl.co.uk) for more information.



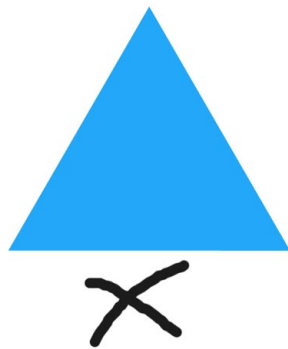



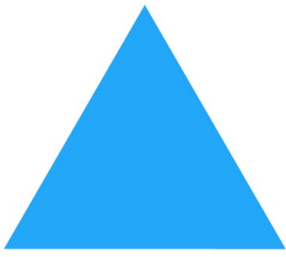
# Drawing sheet

# Instruction sheet

1. In the first square in the fourth row, draw a yellow triangle.
2. Under the second blue triangle in the third row, draw a cross.
3. In the last square in the second row, draw a green square.
4. Above the green circle in the second square, in the second row, draw a horizontal line.
5. In the first square in the second row, draw three vertical lines.
6. In the middle square on the last row, draw your favourite food.
7. In the last square on the first row, draw four horizontal red lines.

# Suggested answer sheet



twinkl.co.uk